



SNIPS 'N CLIPS

A Publication of The San Antonio Bonsai Society, Inc.

<http://sanantoniobonsai.org>

APRIL 2018

VOLUME 43 NUMBER 4

BONSAI CALENDAR

All meetings are held on the second Thursday, 7 pm, at Lions Field Adult Community Center, Broadway at Mulberry St., SA, TX. 78209

BONSAI 101:—HELD EVERY 4TH WEDNESDAY, 7 PM, LIONS FIELD. New members receive a tree to work on. All members are invited—bring in trees to work on, experienced members are there to help.

BONSAI WORKSHOP: —HELD THE SATURDAY AFTER THE THURSDAY NIGHT CLUB MEETING. LOCATIONS TO BE ANNOUNCED. Topic of discussion will be a follow-up to the Thursday night presentation. See website for locations.

<http://sanantoniobonsai.org>

Mini-show –ALL ABOUT SPRING, bring in a bonsai that is bursting at the seams with life!

Food and Beverage Host – ESTER!

APRIL 12. Airlayer Details with Joey McCoy of the Austin Bonsai Society.

4TH WEDNESDAY-Workshop at Lions Field, all members bring your trees and work with lots of help.



President's Message

Klaus C.

collklaus@yahoo.com

Joey M. from the Austin Bonsai Society is returning April 12th for a workshop dealing with air layering. This is a propagation technique that we can observe, practice and see the results often in the same season.. Bring a sharp knife or Exacto knife and a tree you would like to try this with. Check on-line to see how willing your choice of tree will be to accepting the procedure. Some species air layer quite well while others take a long time to produce results. We will have cling wrap and sphagnum moss. It would help if you researched this and watched a u tube demo.

Let's do a hands On for the evening and the 2 hours will disappear.

Bring items for our raffle and participate in buying tickets to make this fundraising for the club a continued success, again! Tell us via e-mail how we are doing or what we might be able to do better in the future program category.
collklaus@yahoo.com

KLAUS

People born in the Year of the Dog are usually independent, sincere, loyal and decisive according to Chinese zodiac analysis. They are not afraid of difficulties in daily life. These shining characteristics make them have harmonious relationship with people all around.

Strengths

Valiant, loyal, responsible, clever, courageous, lively

Weaknesses

Sensitive, conservative, stubborn, emotional



CURRENT MEMBERSHIP DUES FOR THE SAN ANTONIO BONSAI SOCIETY

\$30 individual
\$50 family
\$25 senior 60+
\$40 senior family

**THE TEXAS STATE BONSAI EXHIBIT WAS
ESTABLISHED IN 2000.
IF YOU HAVE NOT OPENED YOUR TTSBE
NEWSLETTER PLEASE TAKE THE TIME, IT
IS OF UP MOST IMPORTANCE THAT EVERY
BONSAI MEMBER GET BEHIND THE EX-
HIBIT THROUGH DONATIONS AND/OR
VOLUNTEERING !!!
HAPPY NEW YEAR!!**

FOLLOW-UP REPORT

Ryan , led a group of us to Kerrville in May 2017 . We were invited to give some Bonsai instructions at the *Dietert Senior Center*. It was an adventure and also a chance to demonstrate our skill set. There were about twenty wonderful participants who received nice shears, a nice tree, a nice pot and a nice mentor to experience bonsai. All, including us, were happy when we departed. This last Saturday we went again on a follow up. We wanted to see how did the trees fare, what interest for Bonsai was still there and to see our friends. The room was packed the reception for us was genuine and we were eager to share. This idea of "Geographic" success means that if all work was completed and we parted ways, there was this assumption that all was well. We were realistic and were willing to assess how things progressed and accept good outcome or not so good. The effort to start this endeavor was worth it on many levels. Participants were open to mentoring and they remembered the principles of Bonsai to a great extent. Not only did we expand on our charter to teach but we also learned. ***Thank you Ryan for you leadership allowing our Society to stretch.....!!***

KLAYS



SPRING 2018 Programs

Oh boy was that auction fun. We were playing like liddle kids! So many great trees, pots, kick knacks, and laughs. At the next auction in October the club will take a higher percentage of commision. The exact amount is still up for discussion, but there will be notice after a decision is made.

We welcome our very own local traveling artist Joey M. April 12th for his lec-ture demo on air layering. I have a strong feeling it will be as enlightening as his tool sharpening demo. Bring a tree to participate!

I am also excited for David's demo on ramification and branch development in May. He will be bringing in a tree to raffle off at the end of the demo! Joe Day will be here in June, and we will pass around a sign up sheet to see how many people are interested. We are shooting for two workshops and the regular meeting in one day. So far this year has been great, and things are only looking up!

Nick B.

LOCATION, LOCATION, LOCATION!

Location, Location, Location is something we all hear when talking to realtors. It's something we think about when buying a home but often only consider in passing when we place our Bonsai. We often try a place for appearance, morning sun, or find ourselves moving them because the late summer afternoon sun is too hot.

This is something that no one ever explains. Most references just make simple statements like...full sun, partial shade, or full shade. For beginners these terms may seem simple, or not. For people who have been in bonsai for a longtime there are unexplained rules that one develops, that are learned from experience, usually with the loss of trees due to sighting.

The one thing you should keep in mind is; In nature a tree does not move! A tree doesn't decide it doesn't like a spot and pull up roots and move to another place. We are the only ones that do that!. Any spot where a particular species or variety of tree does not grow is because the tree cannot flourish there. Note that Maples, Oaks, and Elms like sun when old but need shade when young. That is how a forest of these trees are created, little ones are in the shade.

How does one find the suitable site for a Bonsai ? First, it is helpful to know where a tree grows in nature.

Continued page 4

Continued from page 3

Find out if it grows in the mountains like the Japanese Black Pine for example, or in valleys like Chinese Elms. This should give some idea about how much light the tree would get in nature. A tree from a mountain would get much more light than a tree from a valley due to the movement of the sun. This tells one what situation to look for when considering sighting a particular Bonsai.

Second, it is important to know the light and shade provided in one's area where Bonsai are being considered for placement. It is suggested observing the area several times in the course of a day, perhaps several times a year to know how much light and shade an area gets during the course of a day. Nothing is more disheartening than finding that the perfect spot in the spring is the wrong place in the summer. This situation risks losing the tree to hot sun.

The thing to keep in mind is any moving of a tree is stressful. Also, remember that moving a tree from sun to shade is less stressful for the tree than moving it from shade to sun. Often the tree will "pout" at best and drop leaves or die at the worst.

People who have been doing Bonsai for a few years and have lost trees know this concept but for some reason just take it for granted and seldom talk about the issue. It is also known that no Bonsai likes the hot summer sun especially here in South Texas, but rather they endure it, and the main reason Bonsai need late afternoon shade.

Hope this helps you understand the importance of learning where to site your Bonsai. This will help them to flourish and not just survive.

STEVE Y.

TO YOUR RIGHT ON
THE FOLLOWING
PAGE IS THE IN-
STRUCTION SHEET
FOR THE CARE OF
YOUR BONSAI
TOOLS .

INSTRUCTIONS
COURTESY OF JOEY
M.

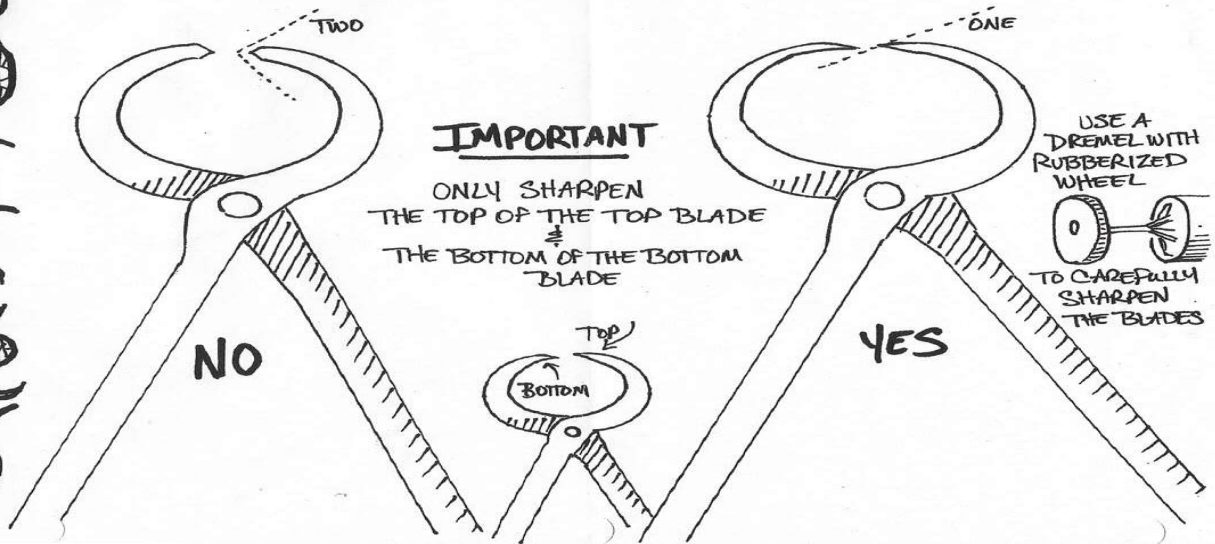
OF THE AUSTIN
BONSAI SOCIETY



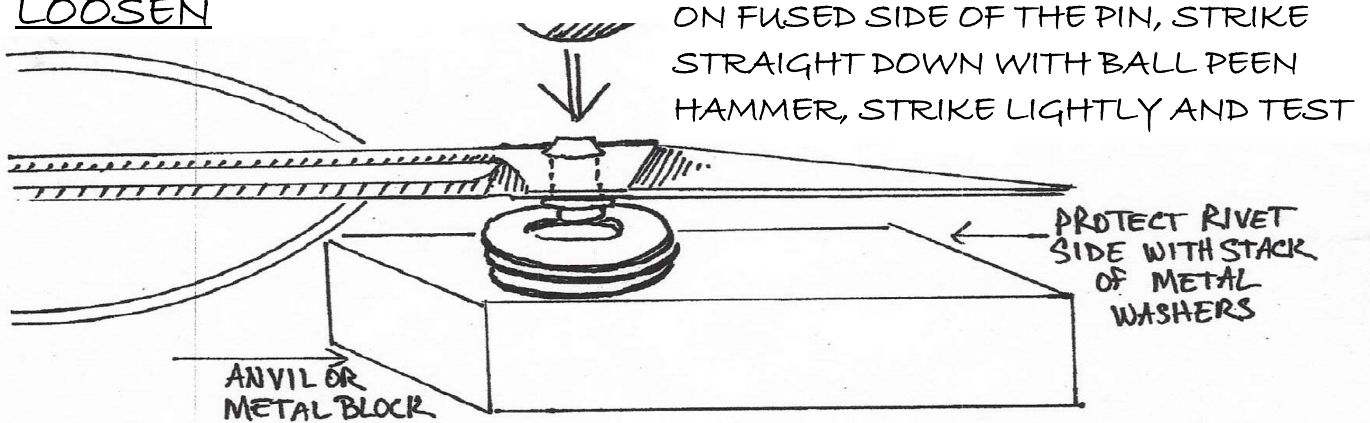
**FOURTH TUESDAY AT LIONS
FIELD. A WONDERFUL SISTER
CLUB. OFFERING
INFORMATION ABOUT OUR
ENVIRONMENT.**

CUTTERS


GRIND ONLY A SINGLE BEVEL



LOOSEN



TIGHTEN



SHEARS



The informal upright style (Moyogi) is considered the most popular shape in all bonsai, especially suited to our native Ashe Juniper.

Our logo, represented by this informal style stands for the informal nature of the San Antonio Bonsai Society, Inc. This popular, interesting style depicts the objectives of the Society—promoting participation and enjoyment of Bonsai. The emblem was adopted as the official logo in September, 1977.

THE SAN ANTONIO BONSAI SOCIETY, INC.

sanantoniobonsai.org

Webmaster: Ryan O.

President:
Secretary:
Publicity:
Raffles

Klaus C.
Sally C.
Ryan O.
Diane C.

Vice President:
Treasurer/Membership
Directors at large:

Nick B.
Leydana M.
Larry A., John R., Donna D.,

Snips 'N Clips is published monthly by The San Antonio Bonsai Society, Inc.
Subscription and membership is \$30.00 per year.

Advertising for Snips 'N Clips is based on the minimum size of 3 1/2" by 2 1/2" for \$45 per year. Single ads of the above size can be run for \$5. Ads must be camera ready. The Editor must receive changes in existing ads by the 20th of the month preceding the month of publication. Send ads and payment to San Antonio Bonsai Society, Inc., Attn: Advertising, P.O. Box 6658, San Antonio, Texas, 78209. For situations other than the above, please contact the Editor, two2views@yahoo.com. Original articles from Snips 'N Clips may be reprinted only in their entirety. Full credit must be given the author and to Snips 'N Clips.

All correspondence should be addressed to:

**San Antonio Bonsai Society, Inc.
P.O. Box 6658
San Antonio, Texas, 78209**

**The San Antonio Bonsai Society, Inc. is a member of the Lone Star Bonsai Federation, Inc.
Bonsai Clubs International, and the American Bonsai Society,
SABS is a non-profit 501c (3) organization**



Newsletter editor: Donna D, two2views@yahoo.com