



SNIPS 'N CLIPS

A Publication of The San Antonio Bonsai Society, Inc.

<http://bonsai-satx.org>

FEBRUARY 2014

VOLUME 39

BONSAI CALENDAR

All meetings are held on the second Thursday, 7 pm, at Lions Field Adult Community Center, Broadway at Mulberry St., SA, TX. 78209

AT EVERY MEETING—Bring in your bonsai for continued support and helpful hints and direction.

NEW...Each month will have a "mini-show" of bonsai that anyone can bring in to talk about

SEEKING HOSTS FOR THE 2014 BONSAI MEETINGS.

FEBRUARY 1: *Asian Festival at the Institute of Texan Cultures*—CONTACT RYAN IF YOU WANT TO HELP

FEBRUARY 13: Program: David W
The lecture demo is on forest style with pond cypress grown from seed, started in Spring 2009.

Host: Marty K , **Valentine goodies**

FEBRUARY 15; Pond Cypress Forest planting, workshop held by David W r at Ryan O 's home, spaces are still available.

APRIL 10-13: East meets West, LSBF convention, Houston Bonsai Society hosting the 2014 bonsai convention. www.houstonbonsai.com

May 23rd – May 26th , Brussels's Rendez-vous, Olive Branch, Mississippi, see their website for registration, workshops are filling up quickly. <http://www.brusselsbonsai.com/annual-rendezvous.cfm>

President's Message

By Ryan O

bonsaiode@gmail.com

It is with great sadness that I announce the passing of Richard Hayes, a 30+ year bonsaist, an educator of bonsai, a long-time member of SABS, and most of all a dear friend to us all. Our loss of Richard, is the heaven of bonsai's gain of a great man. I personally only knew Richard for the past 2 years, but in that short time, he taught me about Texas natives and other species, weather conditions affecting our trees, tree maintenance, and the history of SABS. I especially enjoyed my time during shows and events when we were able to discuss bonsai one-on-one. This is where Richard really opened up and gave me timeless information. If I had just a few more seconds with Richard, I would have thanked him for all he did for the Texas bonsai community, SABS, and to each person he helped along his journey. Prune on Richard...

The **Asian Festival** is on Saturday February 1st from 10 am to 5 pm. Set-up is from 7 am to 9 am and take-down is from 5 pm to 8 pm. We currently have 14 trees among 6 members and would like 3 more trees/displays. Kevin picked up parking and un/loading passes and wristbands. You must have un/loading pass to gain entrance with your vehicle. When you arrive please call Ryan or Hattie

and we will run out and provide you a pass. Kevin and I will be in attendance around 8 am. Parking pass will be given once you arrive. They are good for parking in the UTSA area only and you will be bussed to the front doors. This will take about 20 minutes to get back to the Festival.

Richard regularly displayed and participated in our Asian Festival. In honor of Richard's passing, we will be setting up an "empty" display with a sign honoring him.

Saturday February 15th, at noon, is the Pond Cypress Workshop at my house. There is still room for 7 more members to join. If we don't get a full turn-out, some of the left over trees will become club trees and the attendees may purchase extra trees for \$10 each.

Please pay Oscar G your 2014 SABS dues. Your membership fee is due to Oscar by February 13th.

I am unable to make it to this year's convention, however, ***I would like to participate in displaying at the Botanical Gardens on Saturday April 12th***. I can't do this alone, so I will send around a sign-up sheet at February's meeting if anyone is interested in assisting me.

Lastly, I would like to thank Donny B for volunteering to manage our monthly raffles.

PROGRAM CORNER

David W

redhawk1yo@aol.com

David will be conducting the Lecture/demonstration for our meeting in February. So I am writing the program corner this month.

David will show us the tips/tricks and methods for developing a forest planting with pond cypress. He will follow-up and conduct a full blown workshop on the techniques he will demonstrate February 13th. The workshop will be held at Ryan O's home. There are still spots available, bring your soil and any shallow container is fine. Prep the container with plenty of drainage holes and screening. Limited soil will be available.

David and his wife own Redhawk Bonsai. he has a long and varied bio, so here are some highlights.

I have been enjoying bonsai for 36 years. July 1994 I moved back home to Texas and settled down in the coastal bend. Now we have reduced our collection to several hundred plants. *Cont'd next column*

But many of them are starters, seedlings, cuttings and some nursery stock in various stages of growth. I have lots of show quality and collected specimens too. My interest in seedling and cuttings was sparked by Richard Hayes in the early 80's.

I started bonsai as a project while in high school in the spring of 1976. My dad was retired Air Force and he sparked my interest, talking about when he was stationed in Okinawa post WWII and saw plenty of bonsai while there.

After high school I lived in New Orleans, where I found the New Orleans Bonsai club and met Vaughn Banting and was introduced to the Bald Cypress trees as bonsai.

My first move to California in 1980 is when I became REALLY introduced to the world of bonsai!

I met and took workshop/lessons from many teachers; John Naka, Ben Oki, Harry Hirao, Masahiko Kimura, Chase Rosade, Shigeru and Roy Nagatoshi, Mas Imazumi, Johnny Uchida, Carl & Shin Young, Kathy Shaner, Terry Ward, Warren Hill.

In 1982 I moved back to San Antonio & found Leonard & Edith Sorge owners' the *Bonsai Farm*. My 1st time there was on a Saturday morning, just in time for a SABS workshop. I joined the workshop and club that day. I had the privilege of being a member of the SABS from 1982 – 88 and now from 2012 to the present. I was a member of Corpus Christi Bonsai Club from 2002 – 2011, was co-editor of their newsletter with my wife from 2005 - 2010.

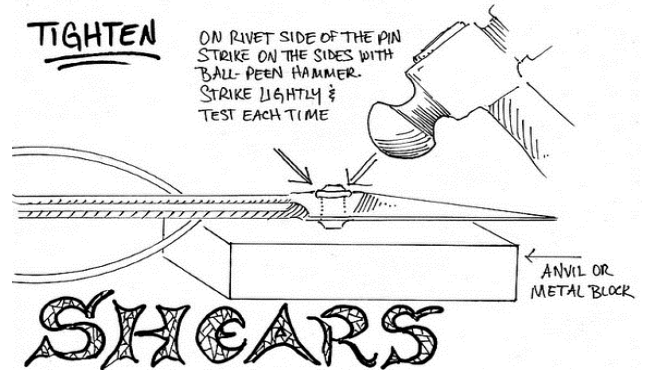
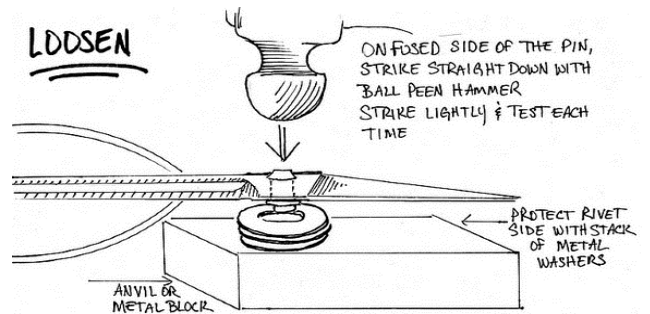
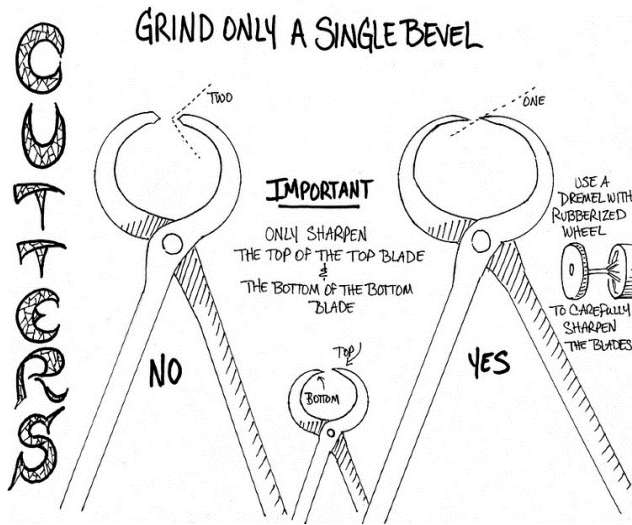
I've collected yamadori in all of south Texas, in the Louisiana, the Florida Keys and Northern California from the Sierras to the Pacific Coast. My wife and I love collecting in the wild.

Always know the needs of your species! I killed my first maple tree by not realizing it was going dormant and dropping it leaves– I tried to keep it green by pumping in fertilizer and watering like crazy!

Editor: D. Dobberfuhl



Joey M lead the demonstration on tool care and sharpening for our January meeting. Photo above is just before the start of the program. Joey was kind enough to send the illustrations he drew showing some of the techniques he demonstrated.



BONSAI ARBOR
Sherry Disdier

418 Villita Street #5 (210) 224-5770
San Antonio, TX 78205 bonsaiarbor@sbcglobal.net

www.bonsaisanantonio.com
Friend us on FACEBOOK

**CURRENT MEMBERSHIP DUES FOR
THE SAN ANTONIO BONSAI
SOCIETY**

\$30 individual
\$50 family
\$25 senior
\$40 senior family



Houston Bonsai Society
LSBF 32nd Annual Exhibit & Convention 2014

East meets West

The Houston Bonsai Society and the Lone Star Bonsai Federation will host the annual Texas State Convention ***East Meets West*** at the Houston Marriott Westchase Hotel, from Thursday April 10 to Sunday April 13, 2014. These three days will be filled with lectures/demos and workshops and exhibit critique by three internationally known artists: Pedro Morales, David DeGroot and Arthur Joura, and by many other outstanding bonsai artists.

Pedro Morales from Puerto Rico is a talented artist and founder of the international ***Tropical Bonsai School***. **David DeGroot**, an author and award-winning bonsai designer, has been the curator of the ***Weyerhaeuser's Pacific Rim Bonsai Collection*** in Seattle, Washington since its creation in 1989. **Arthur Joura**, a renowned bonsai artist, has been the manager and bonsai curator of the largest and finest bonsai collection in the Southeast, in North Carolina.

Local artists and specialists will also contribute numerous specialized workshops and lecture/demos. **Dr. Scott Barboza**, a geologist will address most bonsai soil substrates. **Alex Leong**, an HBS bonsai artist, will demonstrate the Chinese ***Lingnan*** Clip & Grow technique. **David Kreutz** will lecture on Azalea styling, care and maintenance. **Frank Mihalic**, a second generation bonsai artist, will hold a ***Make Your Own Sterling Silver Jewelry*** workshop.

The exhibit will present exceptional masterpieces from LSBF members across Texas. There will be national and local vendors for bonsai trees, tools, pots, books, stones and bonsai clothing. There will be raffles after raffles of bonsai, bonsai-related and a variety of other items as well as an auction of magnificent bonsai.

The Houston Marriott Westchase Hotel at 2900 Briarpark Drive, Houston, TX 77042 has reserved a special Bonsai Convention rate for attendees at \$79.00 per night. Make your reservation directly with the Marriott at 800-452-5110.

To enter bonsai in the exhibit or to include bonsai in the auction, please contact the Exhibit Chairperson, Alan Raymond at amraymond@suddenlink.net or 832-866-9546.

Beginning January 6, 2014, Convention information and registration form will be available at www.houstonbonsai.com. Full early registration is \$150 before March 15th and \$175 afterwards. Register early to ensure a seat in your favorite workshops.

Houston Convention Raffle request

"We are getting closer to the 2014 convention. It will be a great time. I have begun amassing items for the various raffles. The items include books, magazines, trees, pots, art works, handmade scarf, scrolls, an unused set of automobile speakers and a couple of other items. So far I have enough for about one good raffle. That's a good start, but we have 5 raffles scheduled. So, please continue to look into what you might be able to donate. Bonsai or garden related items are great, but other items around the house might also bring in some money. Items should be new or gently used. Feel free to send me an email listing what you have available. Pictures are great, but not necessary. And then remember to actually bring or send them along with someone when coming to convention! The auctions can be fun, plus they provide the money required to continue the LSBF activities for the year ahead. Many thanks, Terry D . tdubois1@comcast.net"

Several members from SABS will be attending the convention so any items can be transported to Houston. Look around and bring to the club meetings, your contribution helps bonsai events to live on.

Sensei

Dear Sensei,


I've tried using SOS pads, muriatic acid, CLR and other items to clean some bonsai pots and the water stains still show. Any ideas?

Our water is exceptionally hard. We have all tried some or all of the methods you have mentioned. A friend of mine has been approaching the problem from a different perspective.

The perspective? Why not try prevention.

Over the past year of 2013 she has been saturating her ceramic bonsai pots with baby oil, Johnson & Johnson to be exact. She takes a cloth, saturates it and wipes down the pots. She has been doing this each quarter, so that translates into 4 times a year. It appears to be a success. The good bonsai pots stay nice and clean and the older ones look better. The baby oil does not seem to affect the trees. This has been tried on Texas natives, Chinese Tallow, Nandina, ficus, Buttonwood and Trident maples. Of course, don't spill the oil in the soil.

Sensei



Bonsai Tree Care **By San Antonio Bonsai Society, Inc** **2002 Edition**

Revised and updated care information on 80 tree species. Bound in sturdy 3 ring, approximately 5" by 8" binder.

Provides space for your notes, includes potting and repotting guidelines, susceptibility chart to root rot fungus, and soil recipes.

Pricing:

\$12 + \$3 shipping & Handling

For orders of 10 or more books:

\$10 each + 5\$ shipping & Handling

Send order requests and check or money order to:

San Antonio Bonsai Society
P.O. Box 39161
San Antonio, TX 78218

Winter is a great time for us in San Antonio to work on our tropical bonsai. Our outdoor trees need less attention, other than watering, and possibly re-wiring on the deciduous trees which now bare their forms. Whether in the home or in the greenhouse the tropicals continue to grow and grow and grow!

I often sit in my green house reading and thinking how my carbon dioxide is helping my trees. My life's exhalations nurture the wee trees which my imagination pictures rearing up, beating their chests and emitting Tarzan yells. Actually, nearly everything growing in the green house needs pinching, trimming and sometimes major surgery. This activity provides many candidates for cuttings—far, far too many. For far too long to remember, I used to dip these potential bonsai babies into rooting hormone and insert them into any empty or not crowded pot with less than a 25% success rate. My cutting/rooting rate is not above 90% since I started using the **Texas A & I** rooting device and method. This near miracle of plant propagation is no more than a Styrofoam cup with holes punched in the sides about 1 inch above the bottom. This hole feature allows the cup to maintain a reservoir of water which cushions the effect of missed waterings, provides increased humidity and assists in moderating temperature fluctuations. The Styrofoam itself insulates. I cover the cup with a clear plastic two and three liter soda bottles. The green plastic soda bottles are not as beneficial, the green plastic blocks the warm frequencies of white light. The rooting medium I use is basic bonsai soil. There is no need to mist. Accelerated rooting can be achieved by using a heating mat, but this expensive adjunct is not necessary.

Please throw away most of the snips and bits from your trimming. You will soon have enough rooted cuttings to start a nursery. Anything less than pencil thickness I throw away. Every shelf, nook and cranny in my green house is occupied by developing *Mame* and *Shohin* cutting started bonsai. My neighbors hide when they see me coming up their walks with little trees in hand. Possibly next year at our Christmas party, I'll give itty bitty bonsai as gifts.

Richard H , January Snips & Clips 2010



Richard demonstrating Saikei (group planting on stone). 1988.
Saikei was one of Richard's favorite bonsai designs.

EXPLANATION OF HAIKU

By Richard Hayes.

The haiku is a Japanese non-rhyming verse form expressed in three lines of five, seven, and five syllables. There is one idea presented in one or two sentences, sometimes with an abrupt turn of thought which throws the reader into an area not apparent at the beginning of the poem. I include a Christian haiku in each Christmas card. I choose (when I can) Japanese wood-block print cards which usually express universal, more Humanist than Christian, sentiments. I am sure many of you have wondered what in the world was haiku and the strange stream of words enclosed.

Haiku is used in teaching on all levels of English instruction to force students to condense thought and to select highly specific words. Vocabulary makes leaps and bounds to a surprising degree.

Of the hundreds of haiku I have penned over the years my favorite is—

*Bound by ceramic
the gnarled bonsai remembers
roots probing deep soil.*

*Angelic heralds
were less a beacon light than
A stable's soft glow.*

...One of Richard's last Haiku Christmas 2013

Richard at the Studio show May
2011



Richard discussing the different
bonsai pots, 2013.



*I MISS YOU
RICHARD.
AS RYAN HAS
SAID
PRUNE ON
RICHARD, PRUNE
ON.*

DD



The informal upright style (Moyogi) is considered the most popular shape in all bonsai, especially suited to our native Ashe Juniper.

Our logo, represented by this informal style stands for the informal nature of the San Antonio Bonsai Society, Inc. This popular, interesting style depicts the objectives of the Society—promoting participation and enjoyment of Bonsai. The emblem was adopted as the official logo in September, 1977.

THE SAN ANTONIO BONSAI SOCIETY, INC.

<http://bonsai-satx.org>

Webmaster:

President:
Secretary:
Publicity:

Ryan O
Kevin P
Chris L

Vice President:
Treasurer/Membership
Directors at large:

David W
Oscar G
Roberto M , john R

Snips 'N Clips is published monthly by The San Antonio Bonsai Society, Inc.
Subscription and membership is \$30.00 per year.

Advertising for Snips 'N Clips is based on the minimum size of 3 1/2" by 2 1/2" for \$45 per year. Single ads of the above size can be run for \$5. Ads must be camera ready. The Editor must receive changes in existing ads by the 20th of the month preceding the month of publication. Send ads and payment to San Antonio Bonsai Society, Inc., Attn: Advertising, P.O. Box 39161, San Antonio, Texas, 78218. For situations other than the above, please contact the Editor, two2views@yahoo.com. Original articles from Snips 'N Clips may be reprinted only in their entirety. Full credit must be given the author and to Snips 'N Clips.

All correspondence should be addressed to:

San Antonio Bonsai Society, Inc.
P.O. Box 39161
San Antonio, Texas, 78218

The *San Antonio Bonsai Society, Inc.* is a member of the *Lone Star Bonsai Federation, Inc.*
Bonsai Clubs International, and the *American Bonsai Society*,
SABS is a non-profit 501c (3) organization



Newsletter editor: Donna L. D , two2views@yahoo.com