



SNIPS 'N CLIPS

A Publication of The San Antonio Bonsai Society, Inc.

<http://bonsai-satx.org>

DECEMBER 2014

VOLUME 39 NUMBER 12

BONSAI CALENDAR

All meetings are held on the second Thursday, 7 pm, at Lions Field Adult Community Center, Broadway at Mulberry St., SA, TX. 78209

Each month the club features a "mini-show" of bonsai that anyone can bring in to talk about, this month: NONE FOR DECEMBER

DECEMBER 7: BOARD MEETING

DECEMBER 11: PROGRAM: To be held at Sculptural Designs Atelier, 927 N. Alamo street, 78215. Special guest artist from Europe Walter Pall presenting "Inspirational Bonsai critique and workshop". **AND** the **Annual Christmas Party**, please bring a covered dish and a contribution of canned goods for the **Area San Antonio Food Bank..**

HOSTS: ALL MEMBERS

NO CLASS FOR NOVEMBER OR DECEMBER: RICHARD HAYES **BONSAI 101:** Beginners Workshop in Bonsai, everyone is welcome, Newbies and members, 7 pm at Lions Field.



President's Message

By Ryan O

bonsaiode@gmail.com

***"Deck the Bonsai with pretty lights
Fa-la-la-la-la, la-la-la-la
'Tis the season to share some bites
Fa-la-la-la-la, la-la-la-la
Bring your trees in for some prizes
Fa-la-la-la-la, la-la-la-la
Then listen to Walter's wises
Fa-la-la-la-la, la-la-la-la..."***

Yes, it is that time again. Whether you are ready or not, whether you stay or run-away – it's the holiday season! What a great way to end a long, prosperous, and "green" year with a celebration of life, happiness and well... Bonsai.

December is our annual Holiday Party. To celebrate, all are welcome to bring a single decorated bonsai tree of any size and any species. Be creative and unique as the top 3 decorated trees win prizes.

Please also bring in a dish (appetizer, main course, side item, dessert, snack, etc) to share with others. **SABS** provides the soda, water, tea, ice, and utensils.

DUE TO SPACE REQUIREMENTS, DECEMBER'S MEETING WILL BE HELD AT DONNA'S STUDIO BEGINNING AT 6:00PM.

The studio's address is **927 N. Alamo Street** (see attached map). Parking is allowed along both sides of the streets. **Please leave the parking area in front of the building open for handicap parking only.** Outlet strips, small microwave, and a small frig are provided in the studio kitchen

continued page 2

continued from page 1

Our agenda for the evening will be:

6 pm-7 pm - Holiday social gathering with food.

7 pm-9 pm - Walter Pall's Inspirational discussion on trees.

9 pm-10 pm - Extra time should Walter's discussion go beyond 9 pm and/or time for individual questions with Walter Pall.

Green Thursday Deals

SABS is getting into the spirit by offering **Black Friday specials** on Thursday. The **SABS' Bonsai Tree Care** booklets make great holiday gifts for your family, friends, and coworkers and at \$15.00 it is a bargain! **SABS** offers two delivery options **AT NO COST TO YOU:** 1) free deliver from my hand to your hand as long as we are no more than 3 feet apart and 2) free air freight it if we stand on opposite sides of the room and I throw it.

Seven pound bags of red lava rock are still available. The cost is \$10 per bag or three bags for \$25.

I'll bring the rock and the booklets to our meeting.

Lastly, thank you to all the participants that joined me for the grapevine dig in Victoria on November 16th. I had a blast and I saw many others with smiles too. I was thrilled to have not only **SABS** represented, but **ABS** as well. All together, we must have dug up 25 trees in about 3 hours. Way to go!!!! When we gathered in the vineyard's owner's home, we were told that they will not plow down the remaining trees until early summer 2015. That means we will have one last opportunity to dig more on **Sunday March 8th, 2015. Mark your calendars.**

On a personal note, thank you all for allowing me to lead **SABS** for 2014. I hope you all enjoyed my enthusiasm and I look forward to another great year of hosting our meetings and functions in 2015.

May you all have a wonderful holiday season!!.

RYAN

PROGRAM CORNER

David W

redhawkbonsai@yahoo.com

Walter Pall lives near Munich Germany and is one of the first Europeans to work with indigenous species, which he collects in his beloved Alpine mountains. Walter acquired his first bonsai in 1978 and since then he has received over 35 national and international awards. In his own garden he has over 1000 bonsai, mainly European species of which most were collected. Walter has published many articles in bonsai magazines throughout the world. He has been a board member of many originations worldwide, including Germany, Europe and internationally with **BCI**.

Walter loves to lead workshops where he sets the main focus on teaching the artistic side of bonsai. Walter has a more modern teaching technique to get the student inspired and to see all options to styling their tree. Walter gives clear indications of the pros, the cons and describes ways to continue working with the trees. To find out more on Walter and to see several of his inspirations go to his website www.walter-pall.de and youtube.com.


Walter's workshop is a thorough tree critique of all trees brought in. Walter will look at all species of trees and of all ages from pre-bonsai to 50+ year old bonsai. It must be stressed that Walter's way of running workshops is different from what is often done: He makes it clear what options are on each tree but, tries to never touch it. The students do the work and he watches them - not the other way around. He only helps when really necessary and when asked, but he will not style somebody's tree in a workshop. It must be clear that he's trying not to be a bonsai fundamentalist. While it is made clear what he would do personally, every student can do what they want to do in his workshops. He does not touch people's trees normally, he gives them several options and inspires people to do what they really can do for themselves. Walter doesn't make the decision for them, he wants people to walk away with the strong feeling that they have done it themselves and they can do it again. This is interesting not only to the owner of the tree, but also to the other workshop participants.

continued next column

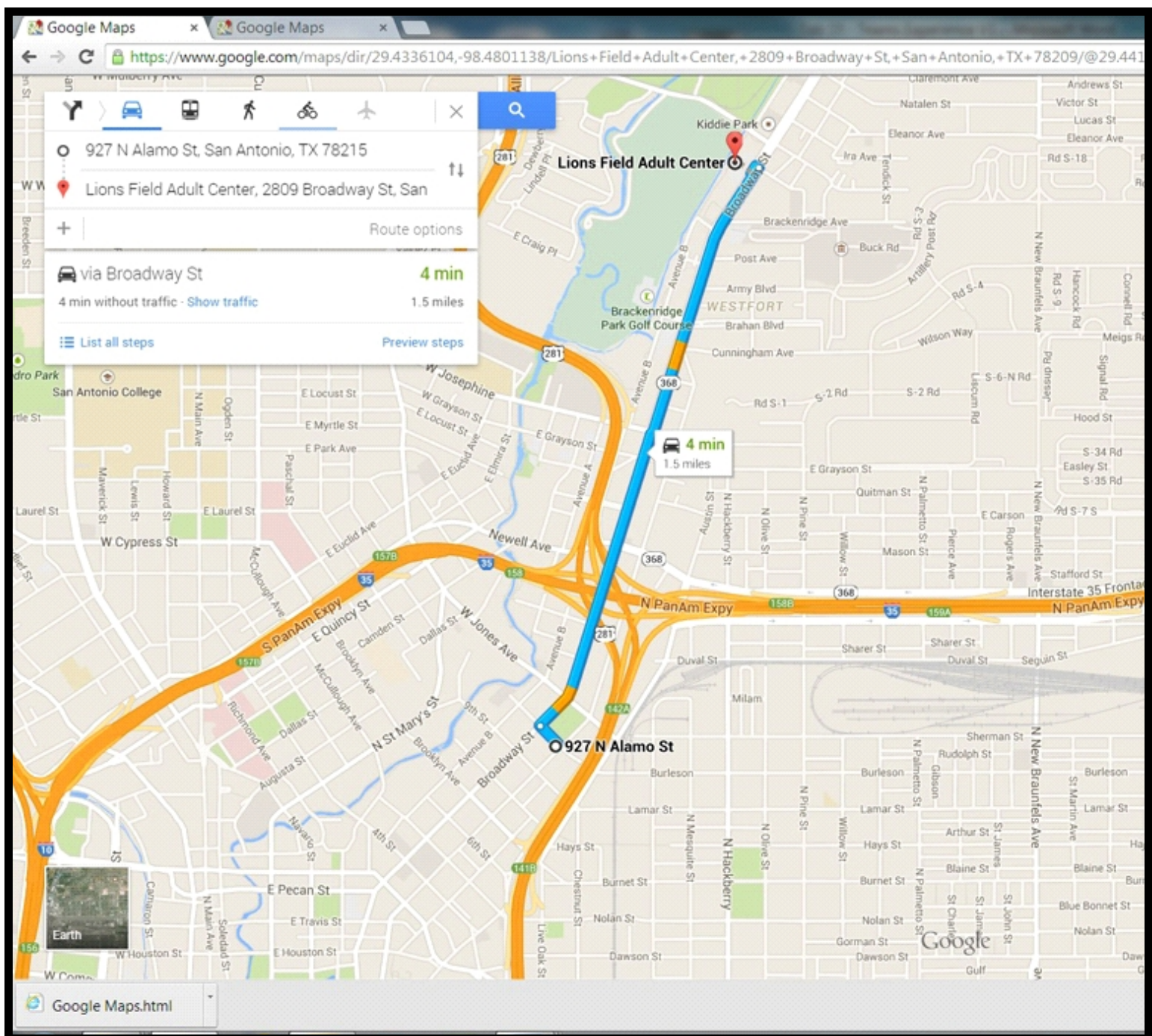
Walter wants to be inundated with trees – the more the “merrier”, he says. With that, ***please bring 2-4 trees and your tools, if you wish.*** The amount of time spent with each tree will depend on the number of trees. This is a great way for beginners to get an early perspective of where a tree could be in 5 to 10 years as well as an intermediate or expert to get their tree from a great bonsai to a show quality specimen.

As mentioned earlier, Walter will view all species, but he specializes in pines, junipers, and deciduous trees, though he will critique tropicals as well.

David



TREE CARE BOOK




FRIENCH & MARTHA TARKINGTON VINEYARD, VINES WE COLLECTED, CHAMPANEL AMERICAN HYBRID DEVELOPED BY TV MUNSON. CROSS BETWEEN VITIS CHAMPINI AN WORDEN WHICH IS A CONCORD SEEDLING.

Some of the group: Chuck W , Byron B , Martha T , Simon T , May L , Joey M .
Single photos: left to right: Ryan A , Donna D. Steve A .



Ryan A. has an interesting way of transporting a 40" collected vine.

Joey, Simon, May and Steve are members of the Austin Bonsai Society. Ryan O managed to avoid the camera and Barbara R offered up these photographs. Ryan O, took the picture of Ryan A.



Updates to "Bonsai Calendar"

- **December Mini-show – None**
- **December Food and Beverage Hosts – Every one—Club Pot Luck**
- **December 7th – SABS Board Member Meeting**
- **December 11th – Special Guest Artist Walter Pall and Holiday Party**
- **December 12th – Austin Bonsai Society Special Guest Artist Walter Pall**



BEAUTIFUL TREES WITHOUT THE CHRISTMAS ORNAMENTS, OWNED BY MEMBER BYRON B

CURRENT MEMBERSHIP DUES FOR THE SAN ANTONIO BONSAI SOCIETY

\$30 individual
\$50 family
\$25 senior
\$40 senior family





Dear Santa,

I am writing you not for myself but for the club. We have not had a webmaster for quite sometime and it is so sad. Our website is sooooo out dated. Please help us and send us a webmaster for Christmas.

Thank you, Dee

TRANSPLANTING

a series developed and presented in *BONSAI TODAY*, Issue 17, 1992-1

Authors:

Ioo Nishikawa, Taisaku Nomotoo, Akira Kansaku, Toshio Onishi, Tokuyi Yoshioka, Eiji Sueda, Hideyi Kanda, Taiyu Ezaka, Hiroshi Takeyama, Noboru Futayama, Saburo Kato, Noboru Kaneko, Sugi Mitsuya, Koji Kubota, Kihachiro Kamiya, Goro Innan, Juyo Ioneia, Mikio Oshima, Tokugiro Ocutani, Sugi Yoshida, Kooji Onishi, Masahiko Kimura, Kioyi Yoshida

1 Why is it necessary

There are several important reasons why it is necessary to periodically transplant bonsai and they arise from the basic definition itself: a tree planted in a pot.

If you were to let a tree grow in the same pot, untouched, within a few years the roots would fill the pot completely so that water and air would no longer circulate. Without water and air the roots cannot take in nourishment and the tree would certainly die.

Before this occurs it is likely that lack of oxygen would have caused the roots to rot.

The roots also age and inside a few years, there would be only thick roots with no feeder roots. There would come a time, moreover, when the soil would simply cease to be an adequate medium for the sustenance of the tree. Little by little the size of the granules would be decreased until finally they would have become dust. That means that the soil would lose its.....

capacity to retain water, air and nutrients.

Transplanting and root pruning, therefore, serves the dual purpose of renewing the soil and strengthening the development of the root system, continually rejuvenating it.

2 Relationship between branches and roots

Since roots are beneath the soil, it is only possible to examine them at the time of transplanting.

However, the way they are growing is easily determined from the state of the crown of the tree.

Roots and crown are tightly linked; in fact, it can be stated that the crown is a mirror of the roots.

If the crown has little ramification, then undoubtedly the rootball will be formed by a few thick roots. On the contrary, if it has a great deal of ramification, the roots will be abundant and fine.

In Addition, generally, the thick branches are located on the.....

same side of the tree where there is also a thick root underneath the soil.

The same thing is true if, although you try a thousand different ways, a trunk refuses to grow straight: there is probably a curled up taproot.

3 Frequency 4 Guidelines

The necessity for or frequency of transplanting depends a great deal on the species in question. Normally, roots of deciduous species grow more rapidly than those of evergreens.

Young trees also grow more rapidly than old ones, so that they need more frequent transplanting.

Of course, the climate in which the trees are growing influences the rhythm of growth and consequently, also the necessity for transplanting. The frequency of transplanting can also be anticipated and modified according to the training plan for a bonsai.

If you want to have rapid....

Growth, then transplant less often; if you want fine ramification, then it is best to transplant every year. But, of course, if the roots are coming out through the drainage holes, if water does not drain, or the leaves wither, transplanting is urgent.

The time having arrived, it is very helpful to let the soil dry out before transplanting, this way, it will be much easier to remove the old soil from the roots.

4 Tools for transplanting

For transplanting, various tools and equipment are necessary both for the pruning of roots and the replanting of the tree as well as for preparation of the pot, mixing of the soils, placing of the tree in the pot and securing it in the same.

Since you will need them during all of the phases of transplanting, it is very convenient to have them prepared and ready beforehand.

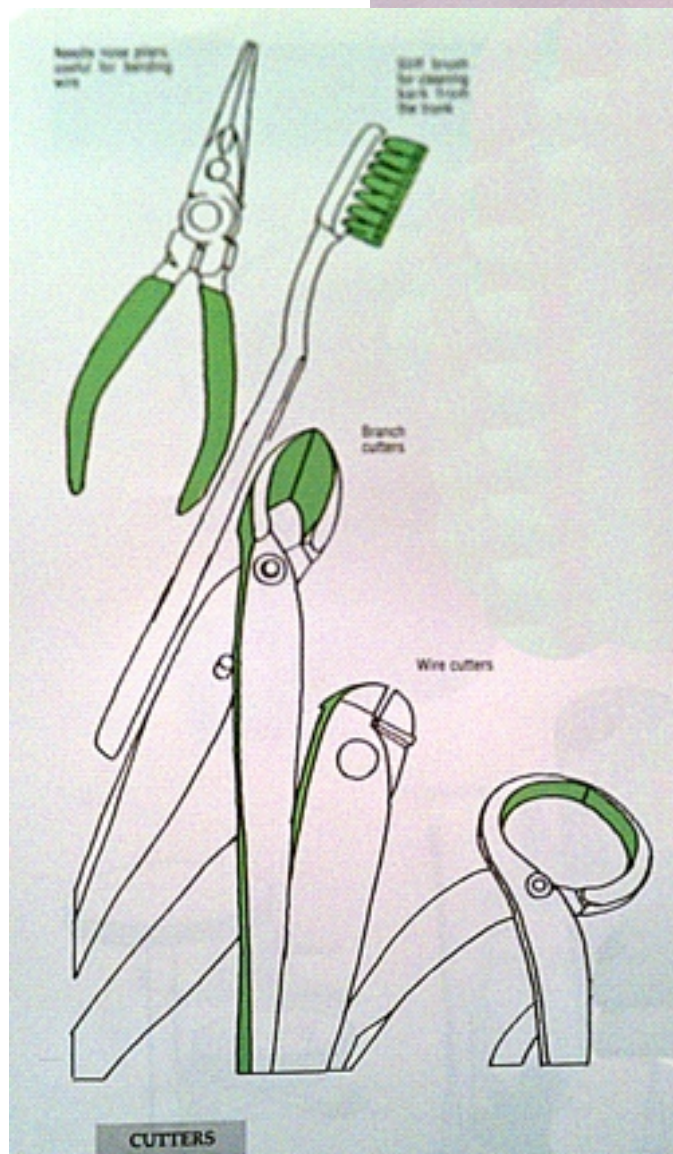
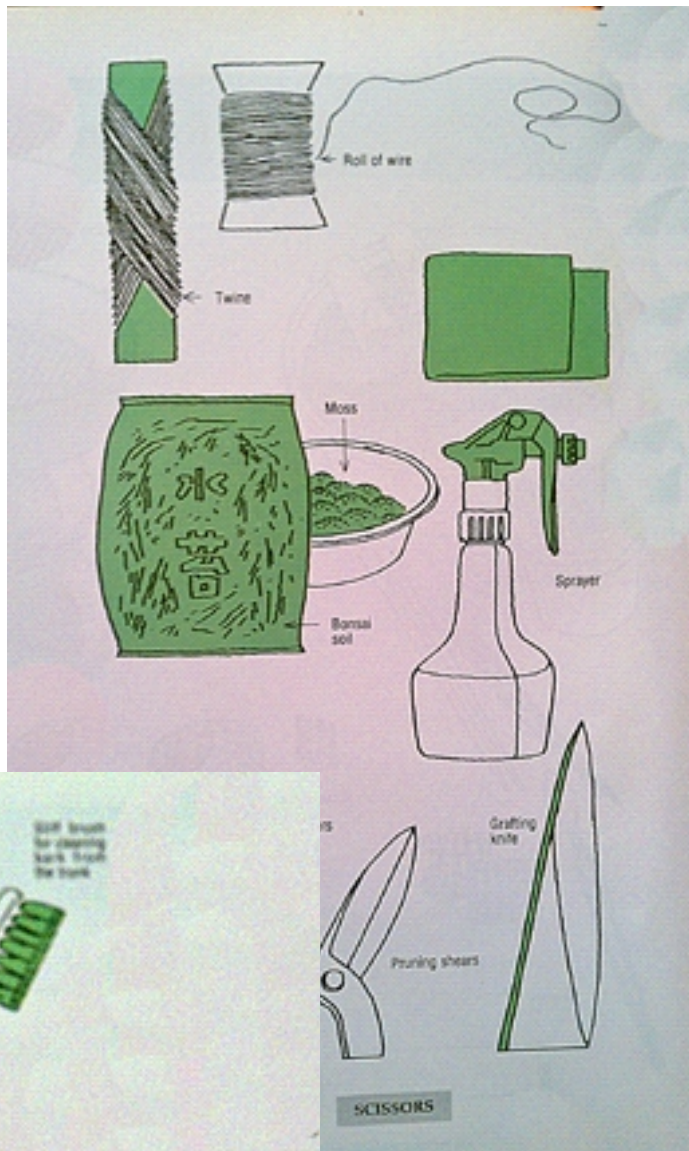
Some of them are not essential, but all are very helpful. In particular, scissors are the most important.

When choosing scissors, look for quality and always keep them clean and sharp; a badly made cut can set back or impede the formation of new roots, and also can be a focal point for their putrefaction. In addition to cleaning them after use, it is a good idea to have one set of scissors for roots and another set for branches as it is inevitable that, with use, the blade will be damaged by the hard particles in the soil mix.

Something that will help the work greatly is a turntable; it permits the tree to be easily viewed at eye level and worked on from all sides.

Items on the right:
Twine, Wire, Soil, moss, Sprayer, Root scissors and Grafting knife.

Items below: Needle nose pliers, stiff brush for cleaning trunk, Branch cutter, Wire cutters, Root pruners.



These first 4 installments of "Transplanting" are a present from your editor. There are in total 66 installments concerning the fine art of transplanting.

Enjoy and learn
A BONSAI
MERRY
CHRISTMAS !!



The informal upright style (Moyogi) is considered the most popular shape in all bonsai, especially suited to our native Ashe Juniper.

Our logo, represented by this informal style stands for the informal nature of the San Antonio Bonsai Society, Inc. This popular, interesting style depicts the objectives of the Society—promoting participation and enjoyment of Bonsai. The emblem was adopted as the official logo in September, 1977.

THE SAN ANTONIO BONSAI SOCIETY, INC.

<http://bonsai-satx.org>

Webmaster:

President:
Secretary:
Publicity:

Ryan O
Kevin P
Chris L

Vice President:
Treasurer/Membership
Directors at large:

David W
Oscar G
Roberto M, John R

Snips 'N Clips is published monthly by The San Antonio Bonsai Society, Inc.
Subscription and membership is \$30.00 per year.

Advertising for Snips 'N Clips is based on the minimum size of 3 1/2" by 2 1/2" for \$45 per year. Single ads of the above size can be run for \$5. Ads must be camera ready. The Editor must receive changes in existing ads by the 20th of the month preceding the month of publication. Send ads and payment to San Antonio Bonsai Society, Inc., Attn: Advertising, P.O. Box 39161, San Antonio, Texas, 78218. For situations other than the above, please contact the Editor, two2views@yahoo.com. Original articles from Snips 'N Clips may be reprinted only in their entirety. Full credit must be given the author and to Snips 'N Clips.

All correspondence should be addressed to:

**San Antonio Bonsai Society, Inc.
P.O. Box 39161
San Antonio, Texas, 78218**

**The San Antonio Bonsai Society, Inc. is a member of the Lone Star Bonsai Federation, Inc.
Bonsai Clubs International, and the American Bonsai Society,
SABS is a non-profit 501c (3) organization**



Newsletter editor: Donna L. D , two2views@yahoo.com